

私の部屋

My Room

GOALS ～レッスンの目標～

1. To talk about your room
あなたの部屋について話す
2. To ask your teacher about their room
先生に部屋について聞く



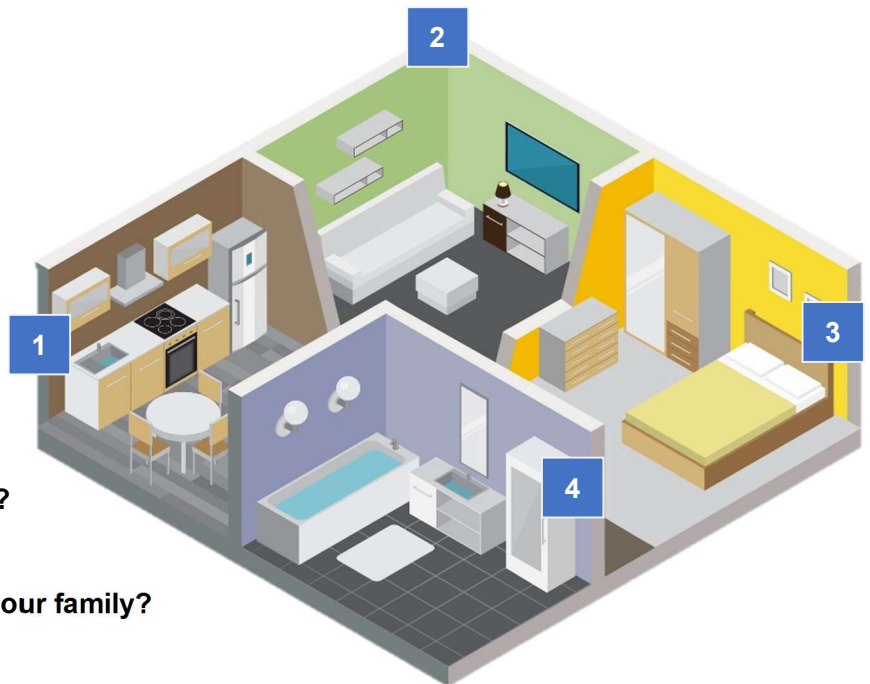
L-1. Warm-up ウォームアップ

Use the words in the box to name the rooms in the house.

Then, answer the questions below.

ボックスの中の言葉を使って、家の部屋の名前をつけてください。その後、下の質問に答えてください。

bathroom
bedroom
kitchen
living room
garage



Where do you cook your food?

Where do you take a shower?

Where do you watch TV with your family?

Where do you sleep?

Where do you park your car?

L-2. Vocabulary and Expressions ボキャブラリーと表現

Drill



1 Listen / 2 Repeat / 3 Speak

1 聞いて / 2 リピート / 3 話して



▪ Can you tell me about your room?

▪ Please tell me about your room.

➢ My room is clean and organized.

➢ It's small and messy.



▪ Do you have a desk in your room?

➢ Yes, I do. I have a desk in my room.

lamp

shelf

➢ Yes, I do. It's beside my bed.

under

above

➢ No, I don't.

- **organized** 整理された
- **messy** 散らかった
- **spacious** 広々とした
- **lamp** ランプ
- **shelf** 棚
- **closet** クローゼット

L-3. Core Sample Talk サンプルトーク

Act this out with your teacher. Try to make eye contact when you talk.

先生と音読しましょう。アイコンタクトを心がけましょう。



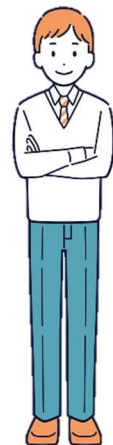
Can you tell me about your room?

Sure! My room is clean and organized.

That's nice.
Do you have a desk in your room?

Yes, I do.
It's beside my bed.

I have one, too.
I always study there.



L-4. Let's Talk! レッツ・トーク！


Practice 1

Choose a word from the box to complete the sentence.

箱の中から言葉を選んで文章を完成させてください。

above – beside – under – in front

Example:



A table is **beside** my desk.



A shelf is _____ my bed.



A mirror is _____ of my closet.



A toy is _____ my desk.

Practice 2

Use the picture and the words in the box to describe each room.

写真とボックスの中の言葉を使って、それぞれの部屋を説明してください。

Joy's room



- messy - desk
- small - shelf

Luke's room



- neat - computer
- spacious - lamp

Kate's room



- clean - cabinet
- organized - table

Practice 3

Talk about your room. Use the vocabulary and expressions you learned today.

あなたの部屋について話してください。今日学んだボキャブラリーや表現を使ってください。



My room is _____.

It's _____.

I have a _____.

I like my room because _____.

A Short Prayer ～お祈り～

Bow your head and thank God.

頭を下げて神に感謝してください。

Let us pray...

Dear God,

Thank you for your love.

Thank you for today's lesson with (student name).

AMEN

最後に、先生が祈りを唱えます。

手を合わせて、正しい姿勢で座り、目を閉じてください。

そして最後に一緒に“アーメン”と言いましょう。

