

レビュー Lessons 21-29

Review

Lessons 21-29



GOALS ～レッスンの目標～

1. To use vocabulary and expressions from Lessons 21 - 29

レッスン 21 ～ 29 のボキャブラリーと表現を使いましょう

2. To use the vocabulary and expressions with my teacher


先生と学んだボキャブラリーと表現を使いましょう

L1. Warm-up ウォームアップ

Choose A or B and explain your answer.

A か B を選び、その理由を説明しましょう。


1. Which sport is more popular in your country?




2. What do young people use more in your country?



3. What do Japanese children usually eat for breakfast?












4. Which famous landmark do many Japanese people like to visit?



L2. Vocabulary and Expressions ボキャブラリーと表現

Let's Review! Use the vocabulary and expressions you learned in Lessons 21 – 29.

復習しましょう! レッスン 21 から 29 で学んだボキャブラリーや表現を使ってください。

<p>Lesson 21</p> <p>What animals are famous around the world?</p> 	<p>Lesson 22</p> <p>What is school life like in your country?</p> 	<p>Lesson 23</p> <p>What popular sports do people play around the world?</p> 
<p>Lesson 24</p> <p>What traditional clothes do people wear in your country?</p> 	<p>Lesson 25</p> <p>How do people travel in other countries?</p> 	<p>Lesson 26</p> <p>What do kids eat around the world?</p> 
<p>Lesson 27</p> <p>What are some famous landmarks around the world?</p> 	<p>Lesson 28</p> <p>What languages and greetings do people use around the world?</p> 	<p>Lesson 29</p> <p>What festivals are famous in your country?</p> 

L4. Let's Talk レッツ・トーク！

I. Talk to your teacher about ...

1. your most enjoyable EMO lesson

2. your most difficult EMO lesson

II. Talk about ...

one Filipino culture you learned from an EMO teacher

III. Ask your teacher about ...

one Japanese culture they learned from their students



CONGRATULATIONS!

You have successfully completed the 30 lessons.

A Short Prayer ～お祈り～

Bow your head and thank God.

頭を下げて神に感謝してください。

Let us pray...

Dear God,

Thank you for your love.

Thank you for today's lesson with (student name).

AMEN

最後に、先生が祈りを唱えます。

手を合わせて、正しい姿勢で座り、目を閉じてください。

そして最後に一緒に“アーメン”と言いましょう。

